IPad Solution ID

The iPad is divided into WiFi version and card plug-in version.

The card plug-in version can plug in phone cards and has

baseband. 32-bit hard disk iPad: iPad2, iPad3, iPad4, iPad Mini.

64-bit hard disk iPad: iPad Air, iPad Air2, iPad mini2, iPad mini3, iPad mini4.

PCI_E hard disk iPad: new iPad, iPad Pro (9.7), iPad Pro (12.9), iPad Pro2 (12.9), iPad Pro2 (10.5).

WiFi version solution ID

32-bit hard disk solution ID

IPad2 is divided into iPad2.1 and iPad2.4, and it is divided into single hard disk and double hard disk, so the method of ID solution is different.

IPad2.1 Remove the original hard disk, replace it with a new hard disk, double hard disk Remove the double hard disk, and install the new hard disk on the pad far away from the CPU

(All the new hard disks bought have their numbers written).

IPad2.4 uses the hard disk test rack to read the hard disk and change the serial number to the third digit.

The iPad 3 is also divided into single and double drives

A single hard disk uses a hard disk test rack to read the hard disk and change the serial number to the third digit.

Double hard disk Remove the double hard disk and install a new hard disk on the pad close to the CPU

IPad4 uses the hard disk test rack to read the hard disk and change the serial number to the third digit.

迅维技术组 QQ191686994

The iPad Mini uses the hard disk test rack to read the hard disk and change the serial number to the third digit. The iPad2 uses a large hard disk for large hard disks and a small hard disk for small hard disks.

If the serial number is changed, the third digit will be changed, and other positions need not be changed. If the serial number is changed indiscriminately, it may lead to inability to activate.

64-bit and PCI_E hard disk solution ID

IPad Air, iPad Air2, iPad mini2, iPad mini3, iPad mini4, new iPad, iPad Pro, etc. Disassemble the hard disk of the original machine, buy the code (serial number + WIFI + Bluetooth address code), read out the original machine information with the test rack, write the bought serial number, WiFi and Bluetooth address code, do not change the rest, and install it back into the hard disk brush machine.

Card insertion version ID solution

In addition to changing the serial number, the card insertion version also needs to change the motherboard circuit.

The iPad 2 card plug-in version is divided into GSM (A1396) and CDMA (A1397) versions, with R1205 removed from A1396 and R1205 shorted to R1204 removed from A1397.

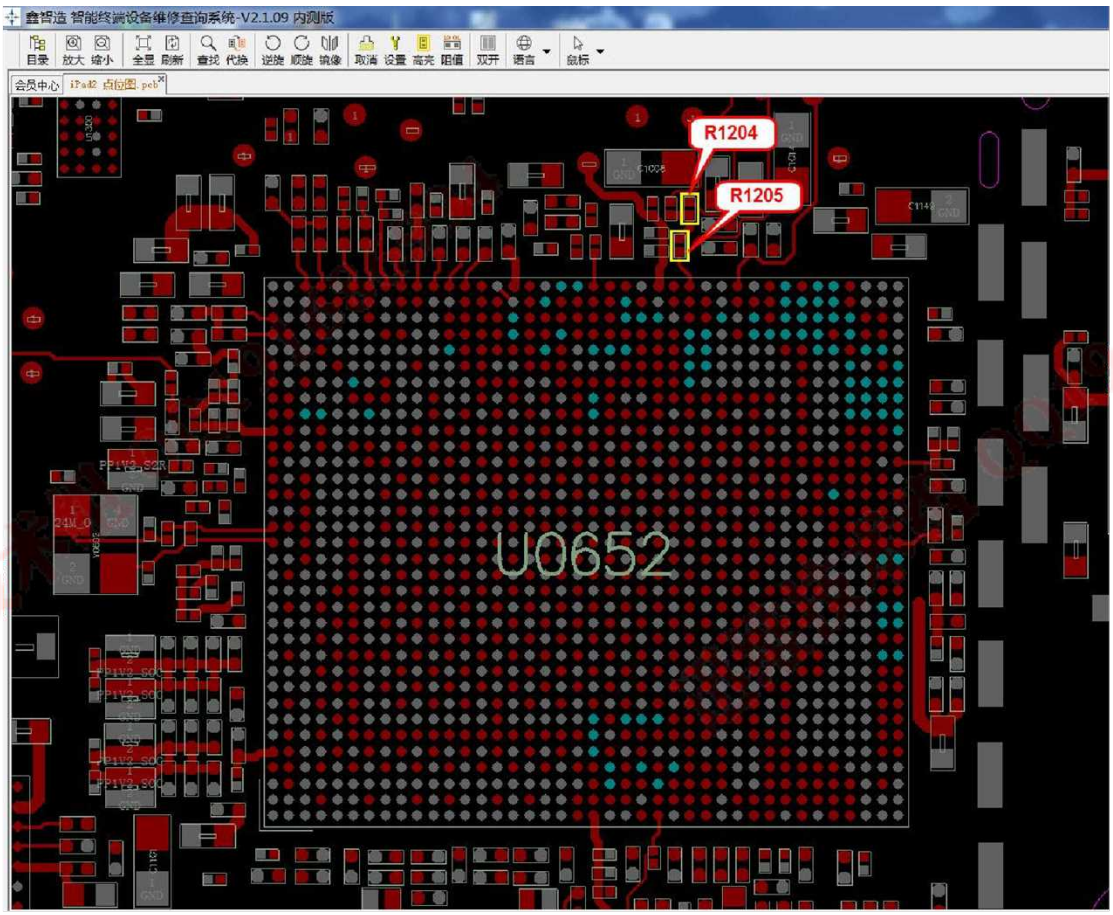

The iPad 3 card plug-in version is divided into GSM (A1430) and CDMA (A1403) versions, with R1204 and A1403 removed from A1430

Remove R1204 and short R1205.

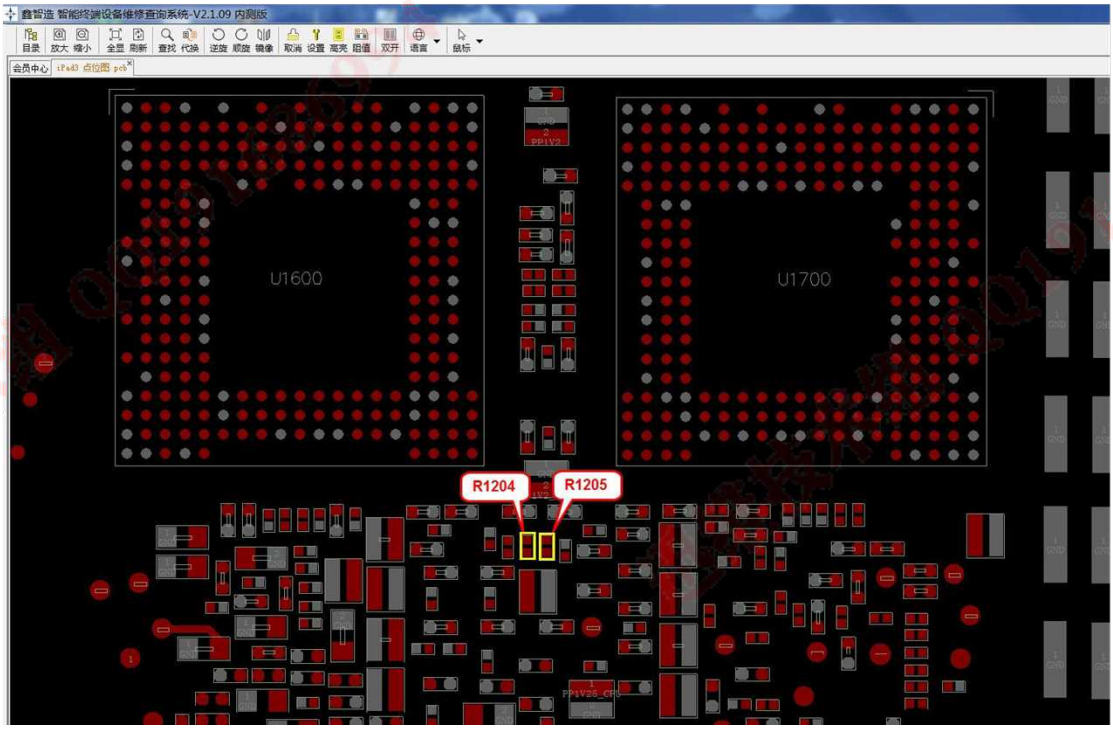

The iPad 4 card plug-in version is divided into GSM (A1459) and CDMA (A1460) versions, with R1205 removed from A1459 and R1204 removed from A1403.

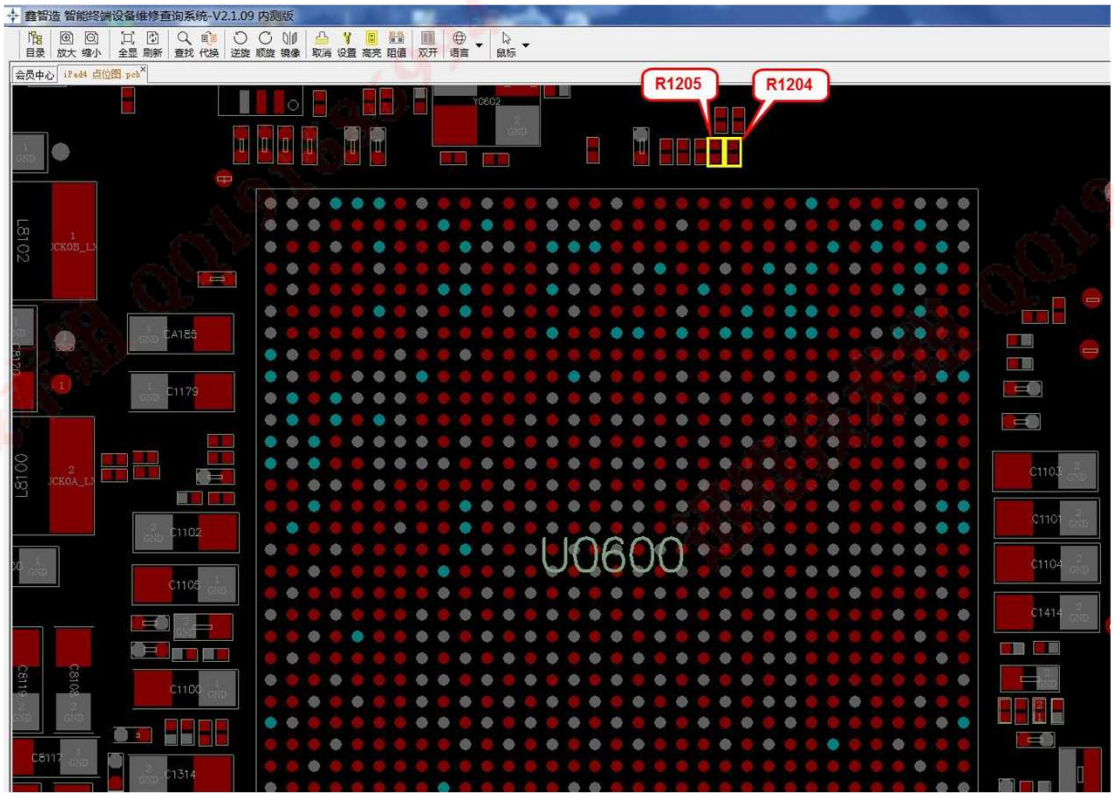

The iPad 5 card plug-in version is divided into GSM (A1475) and CDMA (A1476) versions, with R1506 removed from A1475 and R1505 removed from A1476. After changing the resistance, buy the code and write it into the original hard disk brush.

迅维技术组 QQ1916869994

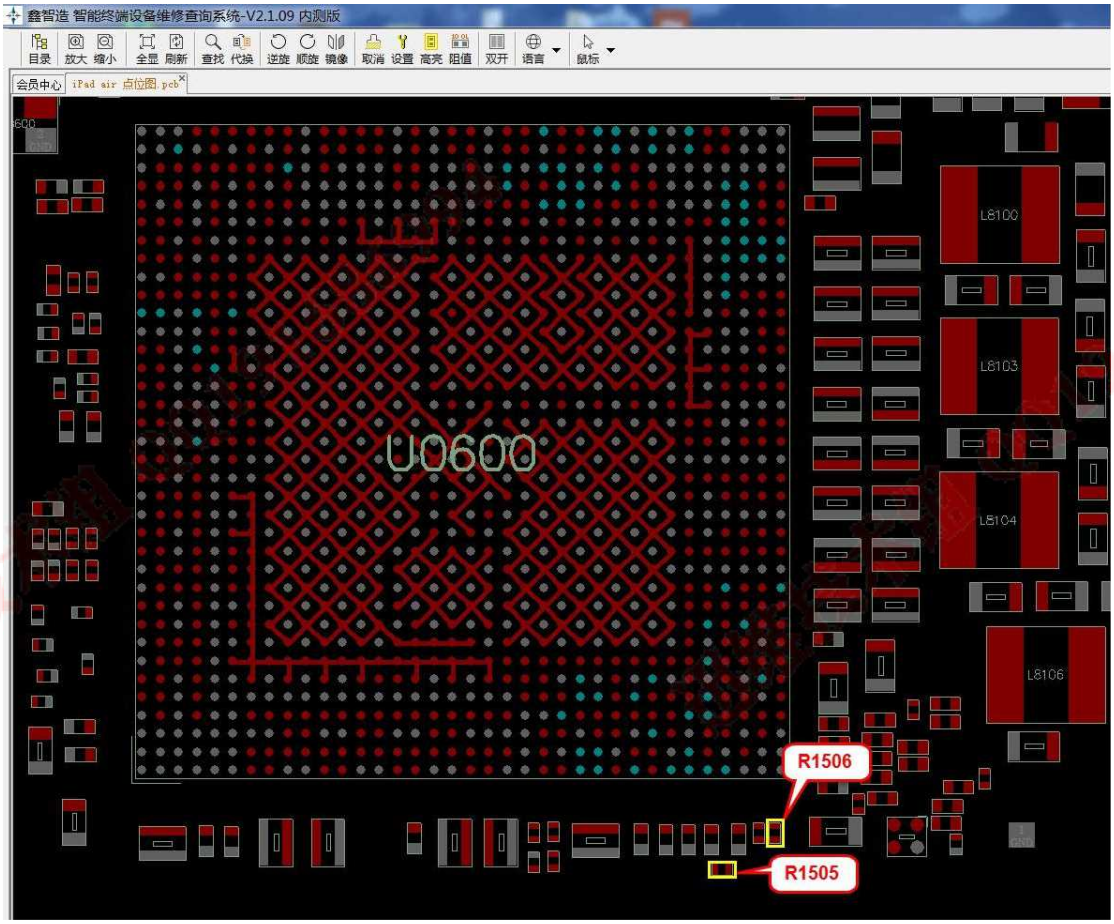

IPad 6 shorts to R0505. After changing the resistance, buy the code and write it into the original hard disk brush. Replace WiFi chip (339S0251).

迅维技术组 QQ1916869994

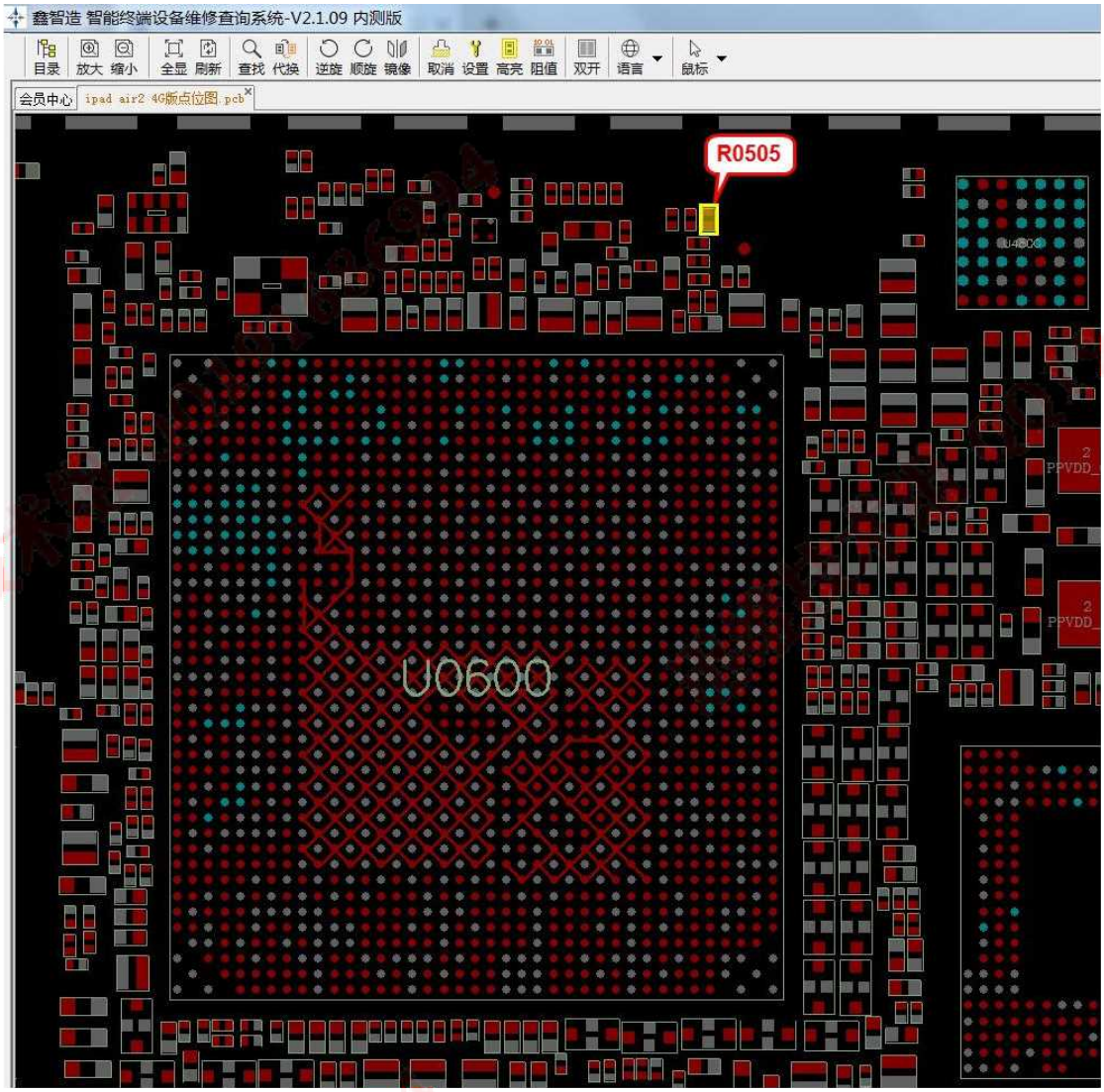

Remove R1204 from iPad Mini. If R1205 is not installed on the board, short-circuit R1205 is needed.

迅维技术组 QQ1916869944

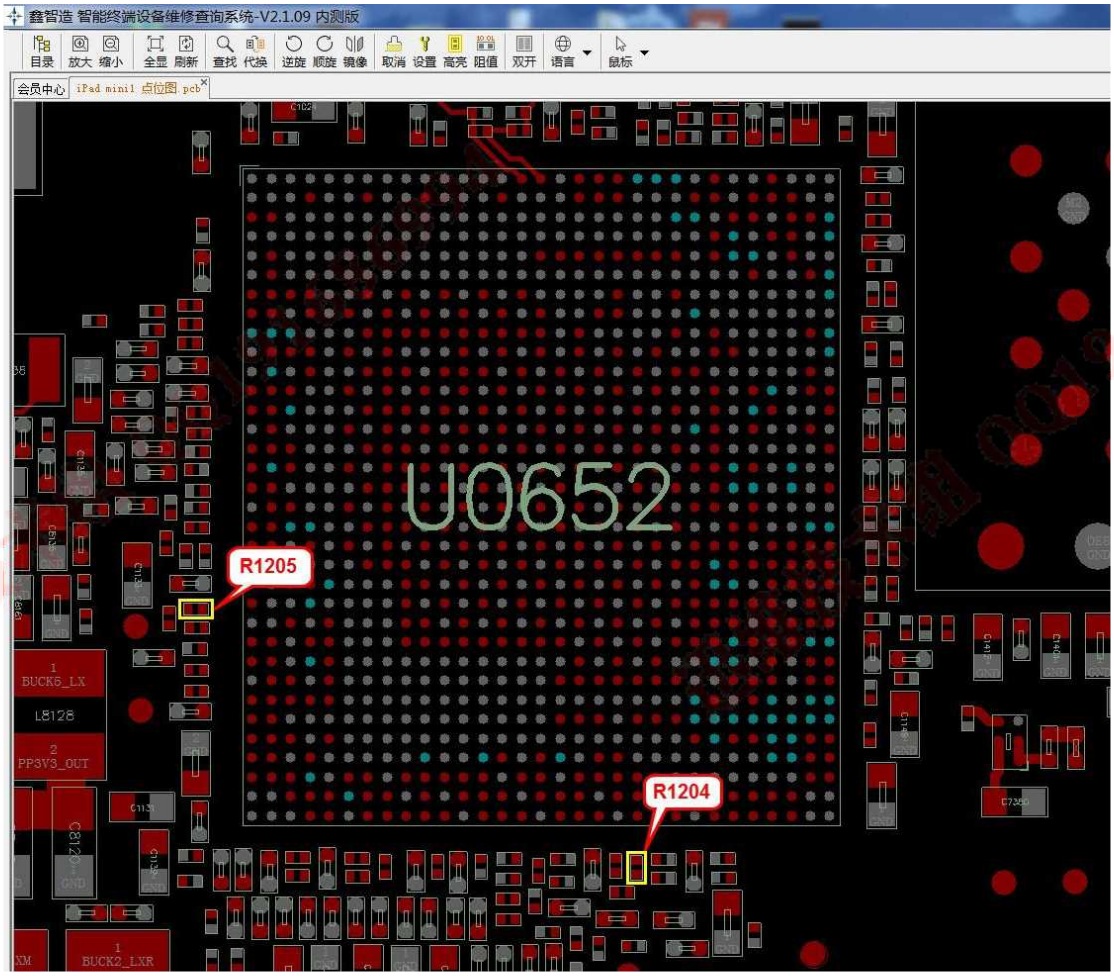

The iPad mini2/3 removes the R1204. If the R1205 is not installed on the board, you need to short-circuit the R1205.

迅维技术组 QQ1916869994

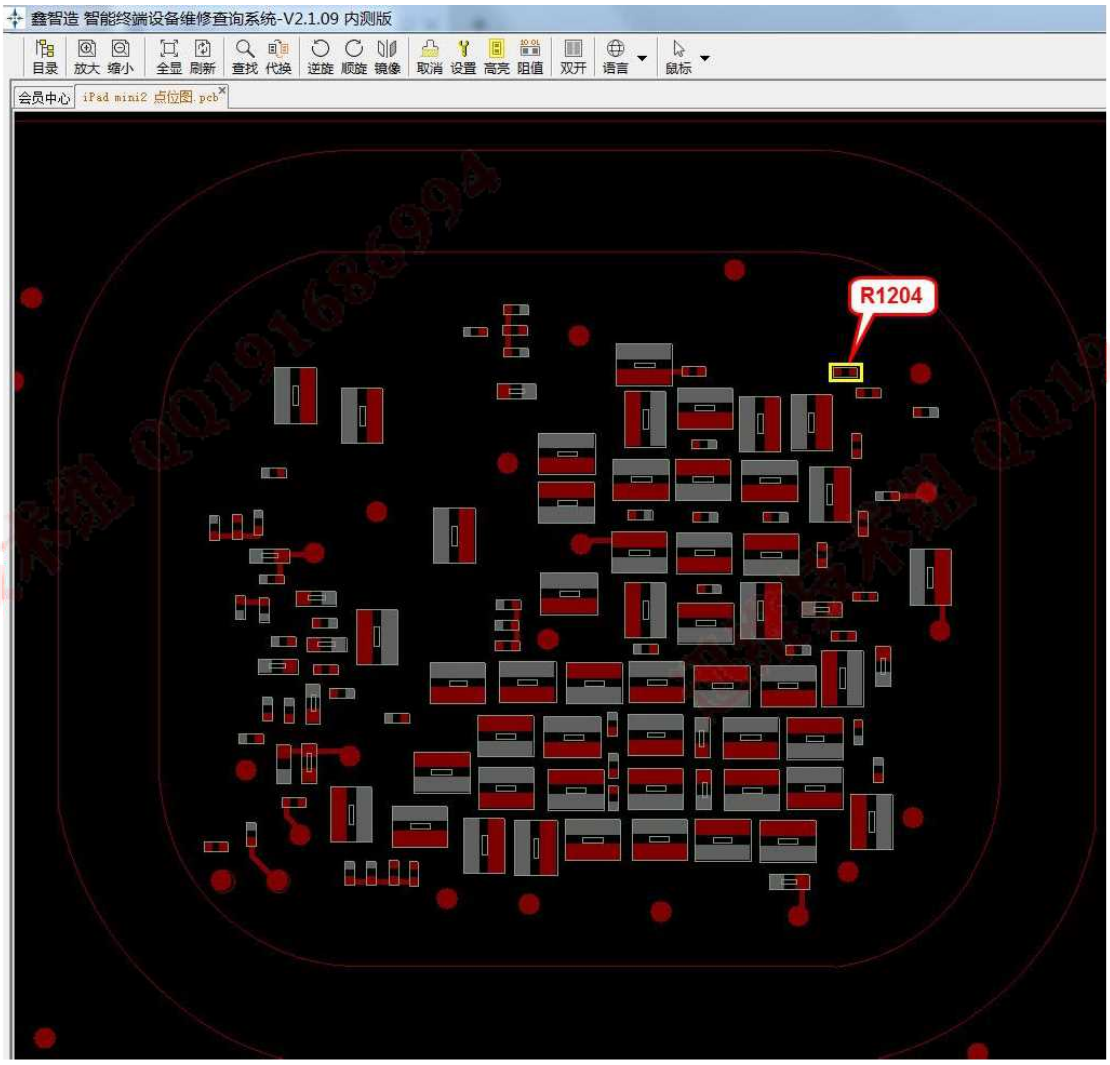

迅维技术组 QQ1916869994

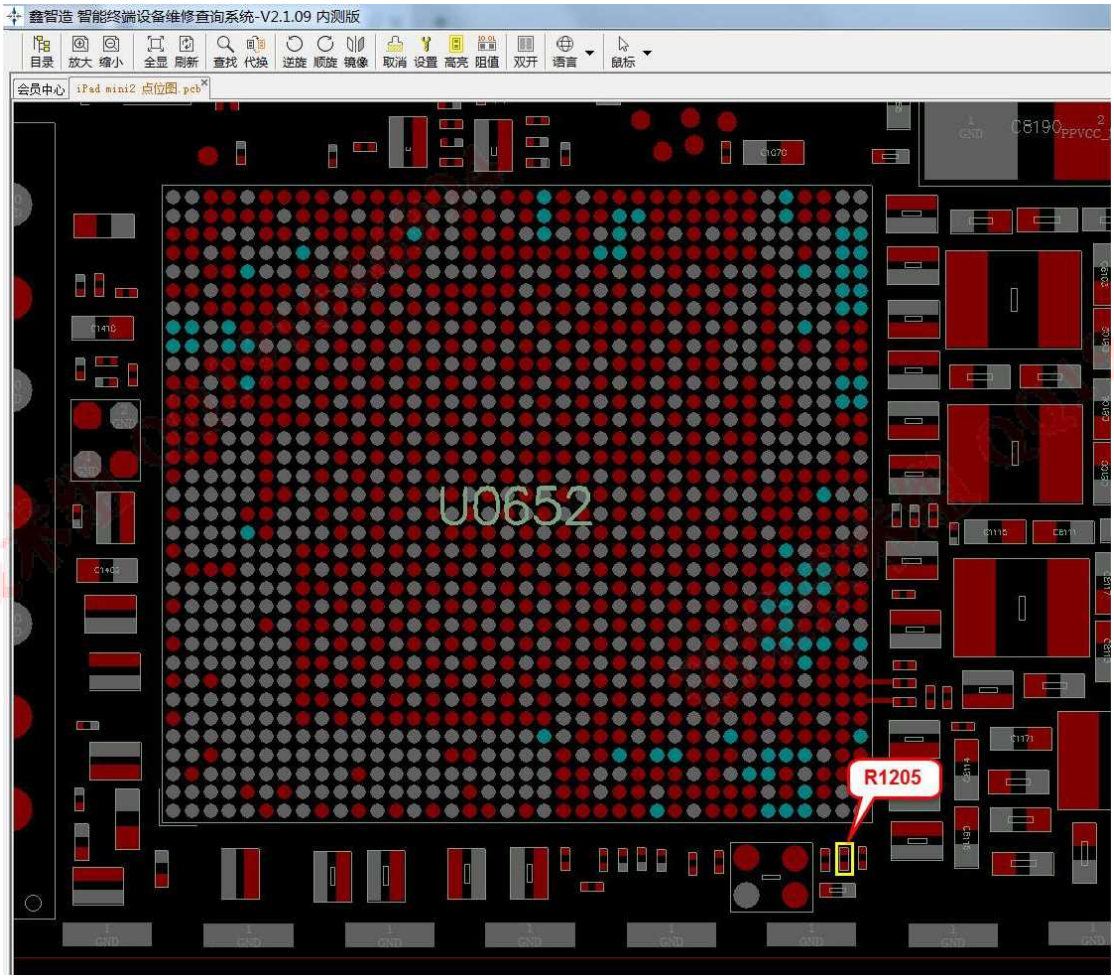

The iPad Mini4 removes the resistor in the figure below, and after changing the resistor, buys a code and writes it into the original hard disk brush. Replace WiFi Chip

(339S00023).

迅维技术组 QQ1916869994



IPad Pro (12.9) Remove the resistor in the figure below, buy a code to write to the original hard disk after changing the resistor, and unbind the WiFi brush. Replace WiFi chip (339S00045/0023).



IPad Pro (10.5) Remove the resistor in the figure below, buy a code to write to the original hard disk after changing the resistor, and unbind the WiFi brush. Replace WiFi chip (339S00308).



IPad Pro (9.7) Remove the resistor in the figure below, buy a code to write to the original hard disk after changing the resistor, and unbind the WiFi brush. Replace WiFi chip (343S00109).



IPad 2018 Remove the resistor in the figure below, buy a code to write to the original hard disk after changing the resistor, and unbind the WiFi brush. Replace WiFi chip (343S00446/0448).



1: iPad2/3/mini old machine activation error, brush to the new system version, system version 9.3. 5, lower than this version will prompt activation error, Apple has turned off the activation strategy of lower system version verification, if it is already iOS9.3. 5 version still cannot be activated, it is usually a new machine or hardware decoding before, the solution is to disassemble the machine and rewrite the serial number.

2: mini2/3/4 and air1/2/Pro cannot be activated, which is generally previously used in hardware decoding. The solution is to disassemble the machine and rewrite the matching serial number and WiFi and Bluetooth address codes before activation.

迅维技术组 QQ1916869994